

Original Article

## Assessment of practice of self-medication among the general public of Nagpur city – A cross-sectional survey

Fauzia Hasan<sup>1</sup>, Anita Rama Kahar<sup>2</sup>, Jayashree Joshi<sup>2</sup>

<sup>1</sup>Third BDS Student, <sup>2</sup>Lecturer, Department of Prosthodontics, Ranjeet Deshmukh Dental College and Research Centre, (Formerly, VSPM Dental College and Research Centre), Nagpur, Maharashtra, India.



**\*Corresponding author:**

Fauzia Hasan,  
Third BDS, Ranjeet Deshmukh  
Dental College and Research  
Centre, (Formerly, VSPM  
Dental College and Research  
Centre), Nagpur, Maharashtra,  
India.

[fauzia2705@gmail.com](mailto:fauzia2705@gmail.com)

Received: 07 May 2024  
Accepted: 04 July 2024  
Epub Ahead of Print: 13 August 2024  
Published: 22 November 2024

DOI  
[10.25259/JADE\\_26\\_2024](https://doi.org/10.25259/JADE_26_2024)

Quick Response Code:



### ABSTRACT

**Objectives:** Self-medication is the use of medication to treat self-diagnosed disorders. These are commonly known as “non-prescription” or “over-the-counter” drugs. Since there is no prescription required, the drugs used to self-medicate can be obtained at pharmacies and supermarkets. People usually self-medicate when they have minor ailments such as cough, fever, and headache. The aim of this study was to evaluate the practice of self-medication among the general public of Nagpur city and correlate it with gender, age, and education.

**Material and Methods:** A cross-sectional study was conducted among the general population of Nagpur by obtaining responses to a pre-validated questionnaire issued in interest. The study population included people of age group 18 years and above. The questionnaire was circulated among the general public of Nagpur city for a period of 1 month.

**Results:** A total of 321 responses were collected. It was observed that 226 of the responders from both the genders self-medicated for a minor ailment and by repeated use of old prescription.

**Conclusion:** Self-medication has become a norm among the general public of Nagpur city. Self-medication is influenced by prior experience with a medical condition and its management. It is vital to inform the public of the risk of antimicrobial resistance as well as the individual risk of harmful medication reactions.

**Keywords:** Self-medication, General public, Knowledge, Practices

### INTRODUCTION

A drug is a chemical that affects the living processes and may be defined as any substance that brings about a change in biological function through its chemical actions.<sup>[1]</sup> Drugs have been used for centuries to treat, cure, prevent, and mitigate diseases and disorders of the human body; although drugs is a medicine, their dosage makes it poison.<sup>[2]</sup>

Self-medication refers to the practice of using over-the-counter medications or non-prescription remedies to treat minor ailments or manage symptoms without consulting a healthcare professional.<sup>[3]</sup> Careful self-medication has been suggested to be viewed as an educated, independent, and informed role in the management of diseases, with the potential to save treatment costs.<sup>[4-7]</sup> However, the practice of self-medication can be harmful due to a lack of medical knowledge, an increased risk of adverse drug reactions, delayed identification of underlying health issues, and the potential rise of antimicrobial resistance. The rapid emergence of antimicrobial resistance and the role of particulate matter 2.5 is among the factors of utmost

This is an open-access article distributed under the terms of the Creative Commons Attribution-Non Commercial-Share Alike 4.0 License, which allows others to remix, transform, and build upon the work non-commercially, as long as the author is credited and the new creations are licensed under the identical terms.

©2024 Published by Scientific Scholar on behalf of Journal of Academy of Dental Education

concern, further stressing the importance of counseling and professional medical supervision in the consumption of medication.<sup>[8]</sup> Proper guidance is crucial to avoid these negative consequences and ensure accurate diagnosis and treatment. Self-medication can also lead to a delay in identifying underlying health issues, which can negatively impact individuals' well-being<sup>[9-15]</sup> and a delay in achieving the United Nations Sustainable Development Goals (SDG), particularly SDG-3 (Good health and well-being), 4 (quality education), 11 (sustainable cities and communities), and 13 (climate action).<sup>[16]</sup>

It is not uncommon for people to prescribe medications to friends and family members without the necessary medical supervision. Since self-medication is so prevalent in our nation, it is nearly impossible for people to avoid doing so. The purpose of this study is to identify at a city level the frequency with which people indulge in the practice and the possible reason for the same. It is therefore imperative to determine the factors that lead to self-medication among people. It also focuses on several threatening consequences of improper use of medication.

## MATERIAL AND METHODS

The aim of the study was to assess the practice of self-medication among the general public of Nagpur. The study also seeks to determine whether factors such as gender, age, and education are correlated with self-medication.

Study design was a cross-sectional survey, and the study tool was a pre-validated questionnaire with ten questions that were based on people's knowledge and experiences with self-medication.<sup>[17,18]</sup> Given that the goal of the study was to determine whether age, gender, and education levels were associated with self-medication, the questionnaire also asked about demographics.

### Ethical approval

The following study has been approved by the Institutional Ethical Committee of the affiliated institution (IEC/VSPMDCRC/03/2022) dated September 22, 2022.

### Study population

Residents of the city of Nagpur, a cosmopolitan city of central India in the state of Maharashtra, the subjects chosen were of the age group 18 years and above and were included in the study with due consent.

### Study procedure

A cross-sectional study was conducted among the general population of Nagpur through a validated questionnaire.

The questionnaire consisted of sociodemographic factors such as age, sex, and education and ten questions pertaining to self-medication practice. The questionnaire was circulated among the general public of Nagpur city for a period of 1 month (October 13, 2022–November 15, 2022) through Google Forms through social media platforms.

For even sample distribution, the study participants were randomly selected from five zones of Nagpur, that is, east, west, north, south, and central, which represent Nagpur. The three investigators of the present study also visited public places in these five zones where different age group participants were available, and the data were collected for a period of 1 month.

The inclusion criterion for selection of the study participants was male and female participants of 18 years and older as participants above 18 years of age were deemed mature enough to fill out the questionnaire on their own.

The willing study participants were selected randomly and the questionnaire was filled by them by sharing an online Google form link. When a participant's mobile device was unavailable, the investigators filled out some of the forms using their own phones. Unwilling participants and children (<18 years) were excluded from the study.

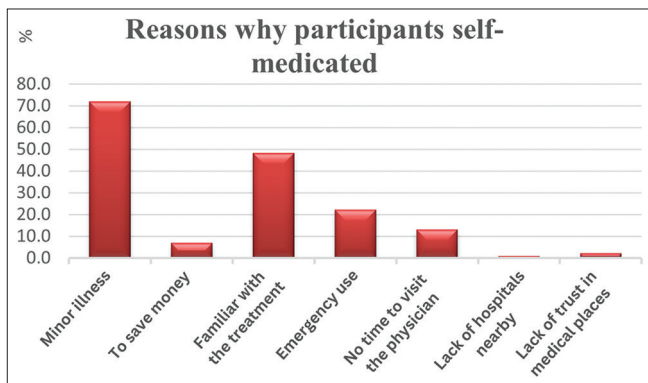
### Statistical analysis

After the data had been acquired, it was entered into Microsoft Excel and subjected to percentage analysis. The comparison of the result according to age, gender, and literacy was also calculated by percentage analysis.

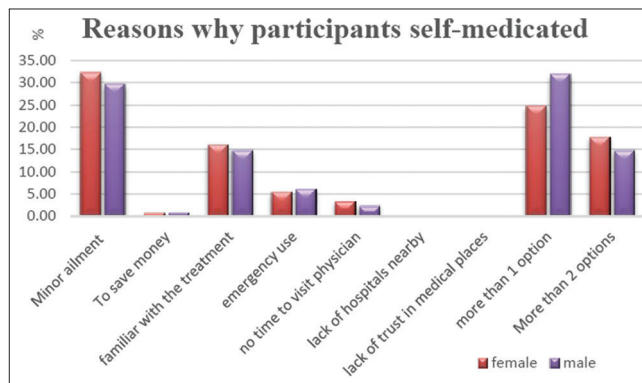
## RESULTS

The public was asked to fill a questionnaire, and 321 respondents filled the questionnaire during the period of 1 month. Since the study was carried out with a focus on three distinct objectives, we categorized the data by gender, age, and education. Respondents ranged in age from 18 to 85 years, with a mean age of 25 years. One hundred and eighty-six (58%) of the participants were women, and 135 (42%) were male. It was also reported that 99 (30.8%) had bachelor's degrees or higher as their highest educational level and only 4 (1.2%) of the respondents were illiterate.

Minor ailments (72%), emergency use (22.1%), and knowledge with the ailment or symptoms (48.3%) were the three most prevalent reasons for self-medication. When asked how frequently they self-medicated, 231 respondents (71.6%) said that they did so occasionally, while 68 respondents (21.1%) said that they did it frequently



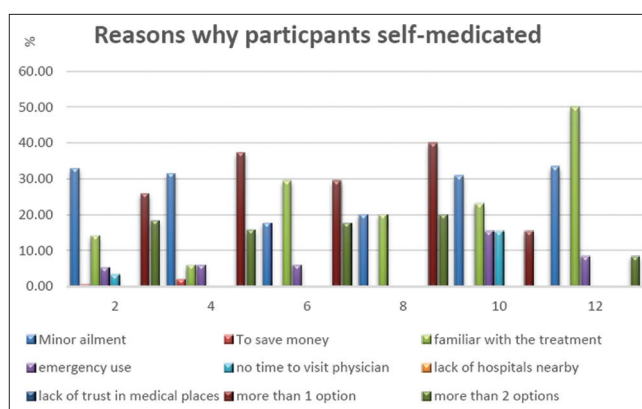
**Graph 1.1:** Observed responses of participants.



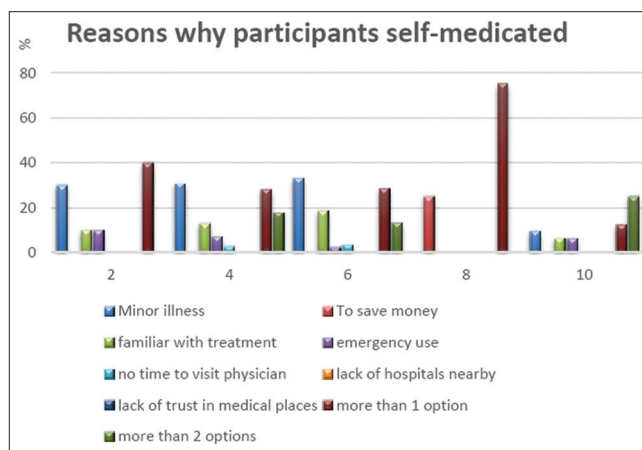
**Graph 1.2:** Observed responses of participants based on gender.

**Table 1:** Detailed result of the questionnaire (generalized).

S. No.	Questions	Total	Percent
		321	100
1.	How often do you take self-medication?		
	Weekly	7	2.2
	Frequently	68	21.2
	Rarely	231	72.0
	Never	15	4.7
2.	Source of information of drugs used for medication?		
	Pharmacist	100	31.2
	Previous prescription	138	43.0
	Advertisement	77	24.0
	Family/Friends	76	23.7
3.	Do you think self-medication is safe?		
	Yes	54	16.8
	No	56	17.4
	Sometimes	211	65.7
4.	Do you check the expiry date of the medicine before using it?		
	Yes	284	88.5
	No	11	3.4
	Sometimes	26	8.1
5.	Have you ever advised any medicines to family or friends?		
	Yes	125	38.9
	No	92	28.7
	Sometimes	104	32.4
6.	When do you stop the medication?		
	When symptoms subside	178	55.5
	According to the dose written on any previous prescription	75	23.4
	When side effects are seen	10	3.1
	When there is no relief	58	18.1
7.	What is the reason for visiting the doctor/physician?		
	Not getting relief after self-medication	171	53.3
	Major illness	97	30.2
	If medicines are not available in medical stores without prescription	4	1.2
	Regular check-up	49	15.3



**Graph 1.3:** Observed responses of participants based on age where 2: >20 years, 4: 21-30 years, 6: 31-40 years 8: 41-50 years,10: 51-60 years and 12: 60+years.

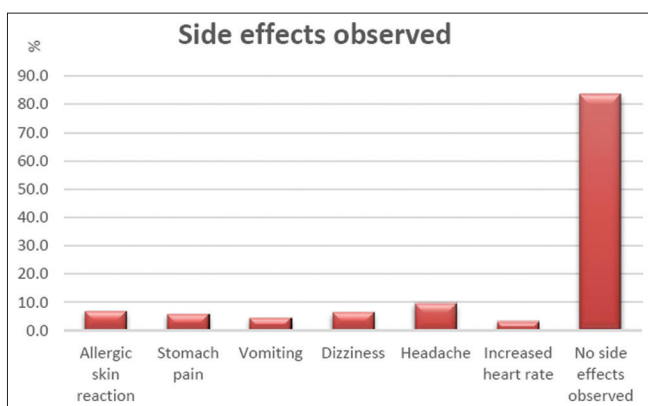


**Graph 1.4:** Observed responses of participants based on literacy where 2: 10th pass, 4: 12th pass, 6: Graduate 8: Illiterate and 10: Postgraduate.

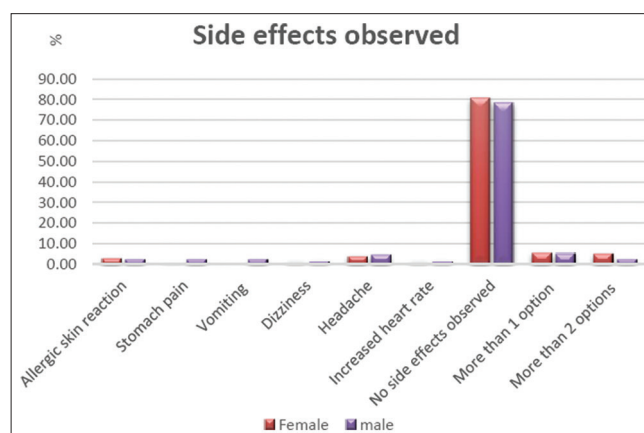
231 (72%) of respondents admitted to using self-medication when they believed their condition to be minor or not requiring medical attention. Headaches (57%), symptoms of the common cold and flu (65%), and acidity (49%) were

**Table 2:** Detailed result of questionnaire based on gender of the participants.

S. No.	Questions	Female	Percent	Male	Percent
		186		135	
1.	How often do you take self-medication?				
	Weekly	3	1.61	4	2.96
	Frequently	39	20.97	29	21.48
	Rarely	137	73.66	94	69.63
	Never	7	3.76	8	5.93
2.	Source of information of drugs used for medication?				
	Pharmacist	55	29.57	45	33.33
	Previous prescription	88	47.31	50	37.04
	Advertisement	3	1.61	4	2.96
	Family/Friends	40	21.51	36	26.67
3.	Do you think self-medication is safe?				
	Yes	25	13.44	29	21.48
	No	37	19.89	19	14.07
	Sometimes	124	66.67	87	64.44
4.	Do you check the expiry date of the medicine before using it?				
	Yes	172	92.47	112	82.96
	No	3	1.61	8	5.93
	Sometimes	11	5.91	15	11.11
5.	Have you ever advised any medicines to family or friends?				
	Yes	71	38.17	54	40.00
	No	55	29.57	37	27.41
	Sometimes	60	32.26	44	32.59
6.	When do you stop the medication?				
	When symptoms subside	105	56.45	73	54.07
	According to the dose written on any previous prescription	43	23.12	32	23.70
	When side effects are seen	5	2.69	5	3.70
	When there is no relief	33	17.74	25	18.52
7.	What is the reason for visiting the doctor/physician?				
	Not getting relief after self-medication	101	54.30	70	51.85
	Major illness	58	31.18	39	28.89
	If medicines are not available in medical stores without prescription	4	2.15	0	0.00
	Regular check-up	23	12.37	26	19.26



**Graph 2.1:** Observed responses of participants regarding side effects.



**Graph 2.2:** Observed responses of participants based on gender.

the most prevalent ailments for which respondents self-medicated. Seven (2.2%) of those surveyed used the internet and online sources to research self-medication. One hundred

and thirty-eight (43%) relied on previous prescriptions for a similar condition, while 76 (24%) consulted friends and family and 100 (31%) asked pharmacists for guidance. While

**Table 3:** Detailed result of questionnaire based on age of the participants.

S. No.	Age (in years)	<20		21-30		31-40		41-50		51-60		60+	
	Respondents	213	%	51	%	17	%	15	%	13	%	12	%
1.	How often do you take self-medication?												
	Weekly	6	2.82	0	0	0	0	0	0	1	7.6	0	0
	Frequently	40	18.7	15	29.4	3	17.6	4	26.6	2	15.3	4	33.3
	Rarely	155	72.7	34	66.6	14	82.3	10	66.6	10	76.9	8	66.6
	Never	12	5.63	2	3.92	0	0	1	6.67	0	0	0	0
2.	Source of information of drugs used for medication?												
	Pharmacist	65	30.5	15	29.4	7	41.1	4	26.6	5	38.4	4	33.3
	Previous prescription	84	39.4	27	52.9	8	47	8	53.3	5	38.4	4	33.3
	Advertisement	5	2.35	1	1.96	0	0	0	0	1	7.69	0	0
	Family/Friends	59	27.7	8	15.6	0	0	3	20	2	15.3	4	33.3
3.	Do you think self-medication is safe?												
	Yes	28	13.1	12	23.5	4	23.5	4	26.6	2	15.3	4	33.3
	No	29	13.6	13	25.4	2	11.7	5	33.3	4	30.7	3	25
	Sometimes	156	73.2	26	50.9	11	64.7	6	40	7	53.8	5	41.6
4.	Do you check the expiry date of the medicine before using it?												
	Yes	189	88.7	43	84.3	15	88.2	13	86.6	12	92.3	12	100
	No	9	4.2	1	1.96	1	5.88	0	0	0	0	0	0
	Sometimes	15	7.04	7	13.7	1	5.88	2	13.33	1	7.69	0	0
5.	Have you ever advised any medicines to family or friends?												
	Yes	77	36.1	22	43.1	5	29.4	8	53.3	5	38.4	8	66.6
	No	65	30.5	16	31.3	5	29.4	4	26.6	2	15.3	0	0
	Sometimes	71	33.3	13	25.4	7	41.1	3	20	6	46.1	4	33.3
6.	When do you stop the medication?												
	When symptoms subside	103	48.3	35	68.6	9	52.9	11	73.3	10	76.9	10	83.3
	According to the dose written on any previous prescription	54	25.35	9	17.65	5	29.41	4	26.67	2	15.38	1	8.33
	When side effects are seen	9	4.2	1	1.9	0	0	0	0	0	0	0	0
	When there is no relief	47	22	6	11.7	3	17.6	0	0	1	7.7	1	8.3
7.	What is the reason for visiting the doctor/physician?												
	Not getting relief after self-medication	113	53	25	49	11	64.7	8	53.3	8	61.5	6	50
	Major illness	67	31.4	17	33.3	6	35.2	3	20	2	15.3	2	16.6
	If medicines are not available in medical stores without prescription	2	0.94	1	1.96	0	0	1	6.67	0	0	0	0
	Regular check-up	31	14.5	8	15.6	0	0	3	20	3	23	4	33.3

75 (23%) participants followed a previous prescription for the amount of dose, about 178 (56%) of the participants stopped self-medication when their symptoms subsided. It was also noted that 171 (53%) of the people opted to visit a physician only when they did not get any relief from the self-medicated medicines.

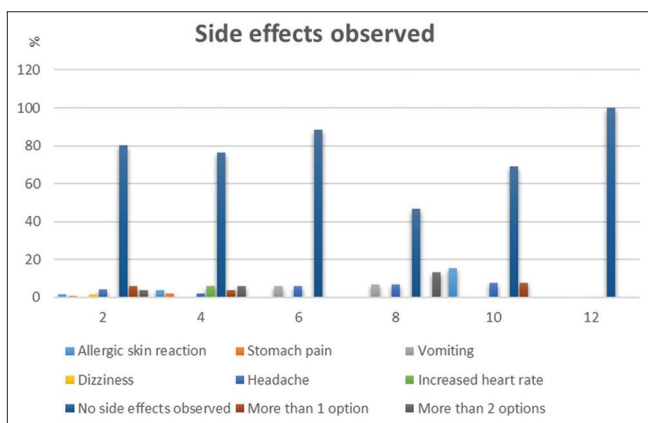
Some of the respondents observed allergic reactions such as headache 31 (9.7%), dizziness 20 (6.2%), and skin allergies 22 (6.9%), while 268 (83.5%) showed no side effects, and participants were allowed to choose multiple options. It is noteworthy that 284 (88.5%) of the participants answered

“yes,” 26 (8.1%) stated “sometimes,” and 11 (3.4%) responded “no” when asked if they looked up the expiration date before taking the medication.

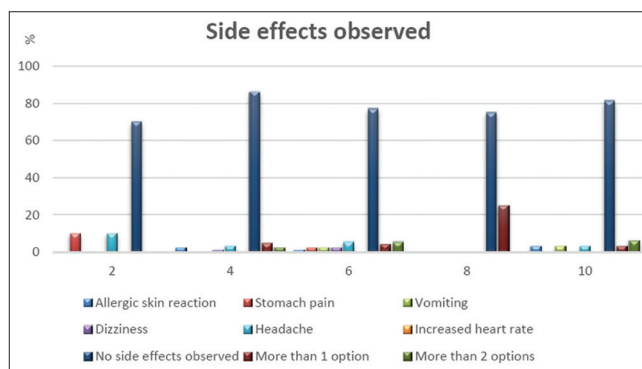
A detailed tabulated entry of the data is given in Table 1. Tables 2-4 present the data in three different categories: gender, age, and literacy. Graphs 1.1-1.4 represent the data on the reasons for self-medication, Graphs 2.1-2.4 show the side effects involved, and Graphs 3.1-3.4 show the ailments for which self-medication is taken by the participants, also categorized according to gender, age, and literacy.

**Table 4:** Detailed result of questionnaire based on literacy of the participants.

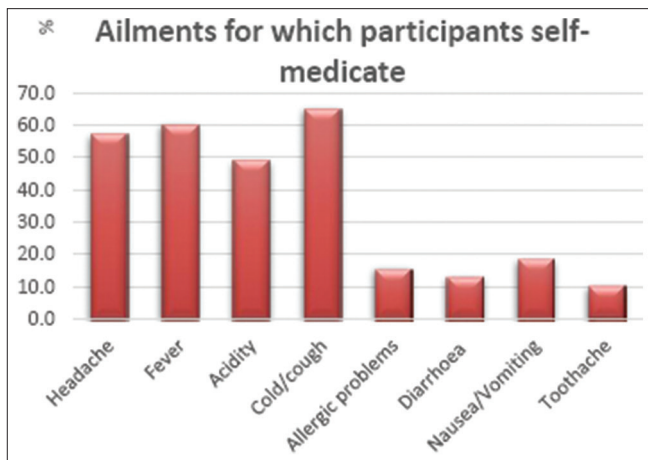
S. No.	Questions	10 <sup>th</sup> pass		12 <sup>th</sup> pass		Graduate		Illiterate	
		10	%	185	%	91	%	4	%
1.	How often do you take self-medication?								
	Weekly	0	0	4	2.1	3	3.3	0	0
	Frequently	1	10	37	20	20	21.9	2	50
	Rarely	7	70	135	72.9	64	70.3	2	50
	Never	2	20	8	4.32	4	4.40	0	0
2.	Source of information of drugs used for medication?								
	Pharmacist	3	30	53	28.6	31	34.07	3	75
	Previous prescription.	4	40	78	42.1	38	41.7	1	25
	Advertisement	0	0	4	2.1	3	3.30	0	0
	Family/Friends	3	30	49	26.4	19	20.88	0	0
3.	Do you think self-medication is safe?								
	Yes	3	30	24	12.9	20	21.9	0	0
	No	2	20	26	14.05	16	17.5	0	0
	Sometimes	5	50	134	72.4	55	60.4	4	100
4.	Do you check the expiry date of the medicine before using it?								
	Yes	6	60	164	88.6	80	87.9	2	50
	No	1	10	6	3.24	4	4.40	0	0
	Sometimes	3	30	14	7.57	7	7.69	2	50
5.	Have you ever advised any medicines to family or friends?								
	Yes	2	20	65	35.1	44	48.3	1	25
	No	6	60	54	29.1	23	25.2	1	25
	Sometimes	2	20	65	35.1	24	26.3	2	50
6.	When do you stop the medication?								
	When symptoms subside	7	70	91	49.1	57	62.6	2	50
	According to the dose written on any previous prescription	1	10	47	25.4	18	19.7	2	50
	When side effects are seen	0	0	7	3.78	3	3.3	0	0
	When there is no relief	2	20	39	21.08	13	14.2	0	0
7.	What is the reason for visiting the doctor/physician?								
	Not getting relief after self-medication	6	60	101	54.5	43	47.2	2	50
	Major illness	2	20	57	30.8	32	35.1	0	0
	If medicines are not available in medical stores without prescription	1	10	0	0	1	1.1	2	50
	Regular check-up	1	10	26	14.05	15	16.4	0	0



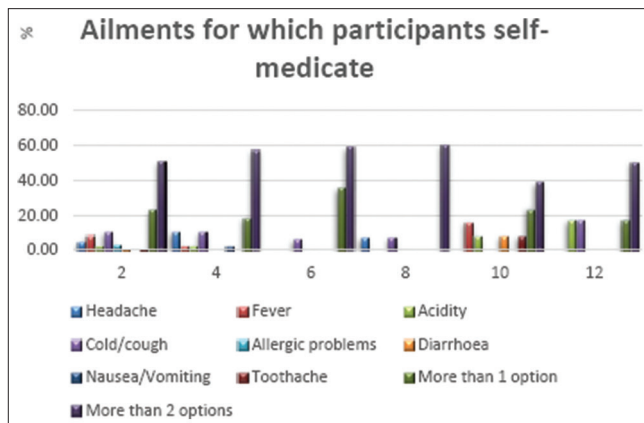
**Graph 2.3:** Observed responses of participants based on age where 2: >20 years, 4: 21-30 years, 6: 31-40 years 8: 41-50 years, 10: 51-60 years and 12: 60+years.



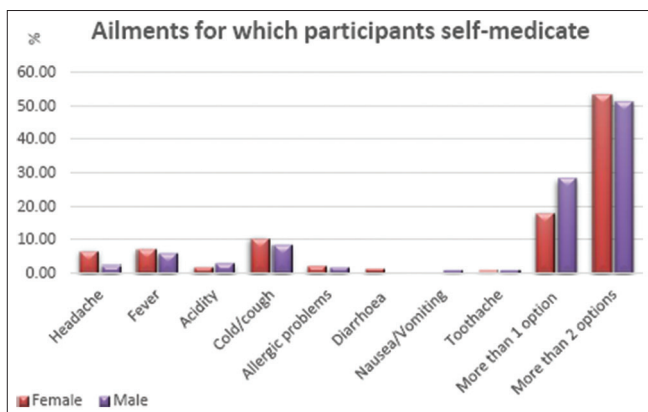
**Graph 2.4:** Observed responses of participants based on literacy where 2: 10th pass, 4: 12th pass, 6: Graduate 8: Illiterate and 10: Postgraduate.



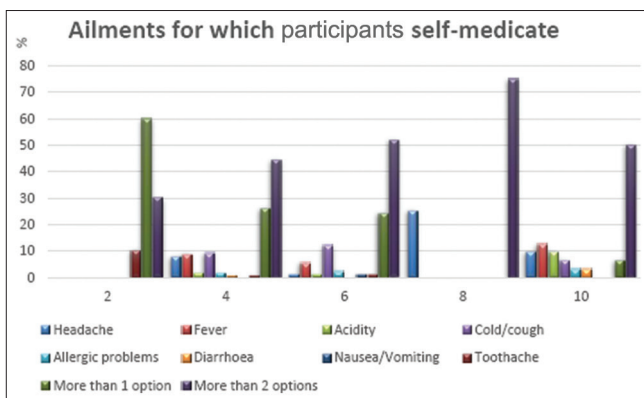
Graph 3.1: Observed responses of participants.



Graph 3.3: Observed responses of participants based on age where 2: >20 years, 4: 21-30 years, 6: 31-40 years 8: 41-50 years, 10: 51-60 years and 12: 60+years.



Graph 3.2: Observed responses of participants based on gender.



Graph 3.4: Observed responses of participants based on literacy where 2: 10th pass, 4: 12th pass, 6: Graduate 8: Illiterate and 10: Postgraduate.

## DISCUSSION

The rationale for self-medication has not changed over the past three decades. As is the case in our present study, family members or friends or a prior prescription were the primary sources of self-medication. This raises the possibility of consuming antibiotics from an unreliable source for conditions that are not always the same, as well as the possibility of using the wrong regimen and failing to take into account any concurrent use of medication by the patient.

Our survey revealed that 95.3% of the respondents self-medicated, with responses ranging from rarely to weekly. The primary reasons were minor illnesses and familiarity with the illness. Studies carried out across India revealed that 72% of people in Uttar Pradesh self-medicated although it was for dental issues, specifically.<sup>[19]</sup> Delhi showed a prevalence of 92.8%, primarily for common cold and fever.<sup>[20]</sup> In Chennai, 51.7% of people self-medicate, with the common cold being the most frequent reason.<sup>[21]</sup> Similar studies done in places outside of India showed the prevalence of self-medication

to be 45.4% in Wuhan, where individuals self-medicated because they believed their sickness to be mild and that visiting a doctor would be “inconvenient,”<sup>[22]</sup> 12.8–77.1% in Ethiopia where many chose to self-medicate rather than pay a doctor’s fees for a common illness or minor ailment,<sup>[23]</sup> 35% in Brazil,<sup>[24]</sup> and 84.8% in Karachi with the most common reason being a previous experience with the same symptoms.<sup>[25]</sup>

Despite the high literacy rate within the sample population, only 17.5% of respondents believe self-medication to be unsafe and a vast number of them depended on a previous prescription or the pharmacist as their source. About 23.7% of respondents said that they got their medications from friends or family, while a larger percentage of participants said that they had suggested drugs to friends and family.

This survey included gender as a criterion due to the important role that gender plays in self-medication practices, but our research could not find any correlation between the amount of self-medication used by men and women.

However, a study among medical students in coastal South India found that women self-medicate more often than men,<sup>[10]</sup> while a different study conducted in Nepal's Pokhara Valley revealed that men self-medicate more frequently than women.<sup>[26]</sup>

In the present study, the respondents were medicated mainly for cold/cough (64.8%) and fever (59.8%). A study done on the self-medication pattern in Haryana found that analgesics/antipyretics were increasingly popular choices to treat non-severe respiratory disorders (cold/cough).<sup>[27]</sup> According to a study done among medical students in North India, the most common causes of self-medication were headaches and the common cold.<sup>[28]</sup> Wuhan inhabitants reportedly self-medicated for gastrointestinal disorders, and cardiovascular conditions, including colds and coughs.<sup>[22]</sup>

Studies have shown that the use of antimicrobials to self-treat diseases is not uncommon, as antibiotics are the highest drug consumption category after analgesics/antipyretics and anti-inflammatory drugs.<sup>[29,30]</sup> However, there can be lethal consequences of abusing drugs, especially antimicrobials as antimicrobial resistance is a huge threat with situations such as multi-drug resistant tuberculosis or extreme drug-resistant tuberculosis in developing countries such as India and China.<sup>[31]</sup> In addition, there is a chance of hypersensitivity reactions, as demonstrated by a study on cutaneous adverse drug reactions, where using antibiotics and anti-inflammatory medicines resulted in skin disorders ranging from minor to life-threatening.<sup>[32]</sup> Headaches (9.7%) and allergic skin reactions (6.9%) were the most frequently reported adverse effects in our study. A separate study carried out in Ajman, United Arab Emirates, revealed that the most prevalent side effects were vomiting, nausea, and diarrhea. The results indicate that there is a chance that side effects could outweigh the intended therapeutic benefits when medical professionals are not consulted.

A higher prevalence of self-medication has been reported in adolescents<sup>[14]</sup> which is pertinent to our study as 66% of respondents of our survey were under the age of 20. On the contrary, a study conducted in a rural area of Northern India found that people between the ages of 36 and 60 were more likely to self-medicate than younger people.<sup>[17]</sup>

In light of contemporary concerns such as air pollution, climate change, antibiotic resistance, and concerted efforts by the government of India to eradicate chronic infectious diseases such as tuberculosis, this survey focuses on the harmful consequences of inappropriate self-medication.

The relevant authorities need to use multiple strategies for:

1. A greater widespread public awareness
2. Implementing strict guidelines for the distribution of pharmaceuticals through pharmacies

3. Strengthened oversight of the sale of pharmaceuticals to ensure that self-medication is viewed as a health risk that obstructs the achievement of several SDG and our attempts to end infectious diseases in developing nations.

### Limitations

There is not a clear drug category that has been used for self-medication, but because it risks the possibility of increasing antimicrobial resistance; further study can be envisaged to know about the number of prescriptions generated for antimicrobials and the corresponding demand for antimicrobials without prescription.

### CONCLUSION

Since ancient times, people have employed drugs in one way or another to treat ailments. The usage of medications has extended and become safer as a result of advances in the pharmaceutical industry. A lot of research and surveys must be conducted to learn more about the causes and effects of self-medication. Whether for lack of time or money, it makes little sense for people to visit a doctor for every minor ailment that they face; nonetheless, in order to live a sustainable life, the general public needs to actively participate. Regular health examinations, high-quality education, and living a fit and a healthy lifestyle can all help achieve this.

### Acknowledgment

The authors acknowledge the participants of this study for active participation in the survey.

### Ethical approval

The research/study approved by the Institutional Review Board at Ranjeet Deshmukh Dental College and Research Centre, Nagpur (formerly known as VSPM Dental College and Research Centre), number IEC/VSPMDCRC/03/2022, dated September 22, 2022.

### Declaration of patient consent

Patient's consent not required as there are no patients in this study.

### Financial support and sponsorship

Nil.

### Conflicts of interest

There are no conflicts of interest.



## Use of artificial intelligence (AI)-assisted technology for manuscript preparation

The authors confirm that there was no use of artificial intelligence (AI)-assisted technology for assisting in the writing or editing of the manuscript and no images were manipulated using AI.

## REFERENCES

- Katzung BG. Introduction: The nature of drugs and drug development and regulation. In: Katzung BG, Vanderah TW, editors. Basic clinical pharmacology. 15<sup>th</sup> ed. New York: McGraw Hill; 2021.
- Deichmann WB, Henschler D, Holmstedt B, Keil G. What is there that is not poison? A study of the third Defense by Paracelsus. *Arch Toxicol* 1986;58:207-13.
- Hernandez-Juyol M, Job-Quesada JR. Dentistry and self-medication: A current challenge. *Med Oral* 2002;7:344-7.
- Vizhi SK, Senapathi R. Evaluation of the perception, attitude and practice of self-medication among business students in 3 select Cities, South India. *Int J Enterprise Innov Manag Stud* 2010;1:40-4.
- Porteous T, Bond C, Hannaford P, Sinclair H. How and why are non-prescription analgesics used in Scotland? *Fam Pract* 2005;22:78-85.
- Noone J, Blanchette C. The value of self-medication: Summary of existing evidence. *J Med Econ* 2018;21:201-11.
- Wen Y, Lieber E, Wan D, Hong Y, NIMH Collaborative HIV/STD Prevention Trial Group. A qualitative study about self-medication in the community among market vendors in Fuzhou, China. *Health Soc Care Community* 2011;19:504-13.
- Zhou Z, Liu Y, Lin Z, Shuai X, Zhu L, Xu L, *et al.* Antibiotic resistance associated with air quality and transferred by airborne particulate matter. *Research Square [Preprint]*; 2020.
- Kumar N, Kanchan T, Unnikrishnan B, Rekha T, Mithra P, Kulkarni V, *et al.* Perceptions and practices of self-medication among medical students in coastal south India. *PLoS One* 2013;8:e72247.
- Lee CH, Chang FC, Hsu SD, Chi HY, Huang LJ, Yeh MK. Inappropriate self-medication among adolescents and its association with lower medication literacy and substance use. *PLoS One* 2017;12:e0189199.
- Hughes CM, McElnay JC, Fleming GF. Benefits and risks of self medication. *Drug Saf* 2001;24:1027-37.
- Oumer A, Ale A, Hamza A, Dagne I. Extent and correlates of self-medication practice among community-dwelling adults in Eastern Ethiopia. *Biomed Res Int* 2023;2023:4726010.
- Eticha T, Mesfin K. Self-medication practices in Mekelle, Ethiopia. *PLoS One* 2014;9:e97464.
- Gualano MR, Bert F, Passi S, Stillo M, Galis V, Manzoli L, *et al.* Use of self-medication among adolescents: A systematic review and meta-analysis. *Eur J Public Health* 2014;25:444-50.
- Bennadi D. Self-medication: A current challenge. *J Basic Clin Pharm* 2013;5:19-23.
- Morton S, Pencheon D, Squires N. Sustainable development goals (SDGs), and their implementation: A national global framework for health, development and equity needs a systems approach at every level. *Br Med Bull* 2017;124:81-90.
- Ahmad A, Patel I, Mohanta G, Balkrishnan R. Evaluation of self medication practices in rural area of town Sahaswan in Northern India. *Ann Med Health Sci Res* 2014;4:S73-8.
- Sridhar SB, Shariff A, Dallah L, Anas D, Ayman M, Rao PG. Assessment of nature, reasons, and consequences of self-medication practice among general population of Ras Al-Khaimah, UAE. *Int J Appl Basic Med Res* 2018;8:3-8.
- Jain A, Bhaskar D, Gupta D, Agali C, Yadav P, Khurana R. Practice of self-medication for dental problems in Uttar Pradesh, India. *Oral Health Prev Dent* 2016;14:5-11.
- Kumar V, Mangal A, Yadav G, Raut D, Singh S. Prevalence and pattern of self-medication practices in an urban area of Delhi, India. *Med J Dr. D.Y. Patil Univ* 2015;8:16.
- Varadarajan V, Paul C, Swapna S, Preethi S, Kumar K, Dharshini P. A cross sectional study on the prevalence of self-medication in a Chennai based population, Tamil Nadu, India. *Int J Community Med Public Health* 2017;4:418-23.
- Lei X, Jiang H, Liu C, Ferrier A, Mugavin J. Self-medication practice and associated factors among residents in Wuhan, China. *Int J Environ Res Public Health* 2018;15:68.
- Ayalew MB. Self-medication practice in Ethiopia: A systematic review. *Patient Prefer Adherence* 2017;11:401-13.
- Domingues P, Galvão T, Andrade K, Sá P, Silva M, Pereira M. Prevalence of self-medication in the adult population of Brazil: A systematic review. *Rev Saúde Pública* 2015;49:36.
- Afridi MI, Rasool G, Tabassum R, Shaheen M, Siddiqullah, Shujaiddin M. Prevalence and pattern of self-medication in Karachi: A community survey. *Pak J Med Sci* 2015;31:1241-5.
- Shankar PR, Partha P, Shenoy N. Self-medication and non-doctor prescription practices in Pokhara valley, Western Nepal: A questionnaire-based study. *BMC Family Pract* 2002;3:17.
- Jain P, Sachan A, Singla R, Agrawal P. Statistical study on self medication pattern in Haryana, India. *Indo Global J Pharm Sci* 2012;2:21-35.
- Mir M. Self-medication patterns among medical students in North India. *Curr Trends Biomed Eng Biosci* 2018;8:18.
- Pfaffenbach G, Tourinho F, Bucarechi F. Self-medication among children and adolescents. *Curr Drug Saf* 2010;5:324-8.
- Sciocluna E, Borg M, Gür D, Rasslan O, Taher I, Redjeb S, *et al.* Self-medication with antibiotics in the ambulatory care setting within the Euro-Mediterranean region; results from the ARMed project. *J Infect Public Health* 2009;2:189-97.
- D'Souza D, Mistry N, Vira T, Dholakia Y, Hoffner S, Pasvol G, *et al.* High levels of multidrug resistant tuberculosis in new and treatment-failure patients from the Revised National Tuberculosis Control Programme in an urban metropolis (Mumbai) in Western India. *BMC Public Health* 2009;9:211.
- Del Pozzo-Magaña BR, Liy-Wong C. Drugs and the skin: A concise review of cutaneous adverse drug reactions. *Br J Clin Pharmacol* 2022.

**How to cite this article:** Hasan F, Kahar AR, Joshi J. Assessment of practice of self-medication among the general public of Nagpur city – A cross-sectional survey. *J Academy Dent Educ.* 2024;10:55-63. doi: 10.25259/JADE\_26\_2024